

GILT

GREECE 2026

TIME

NATURE

TO

ADVENTURE

TRAVEL

GREECE





INDEX

WELCOME

TIPS

ABOUT US

ADVENTURE

EXPLORATION TIME

DESTINATIONS


BON VOYAGE

WELCOME

Travelling is a lot of fun, but can also be very stressful. Especially for a first time traveler going abroad. Here are some quick tips to help ease your stress when travelling for the first time.



EXPLORATION TIPS



BE FLEXIBLE

Travelling is one of the best things you can do, but not everything goes according to plan. And that's ok, roll with the punches and treat everything like an experience.

LEARN SOME PHRASES

It's good to remember when you're visiting a new country that you are the visitor. Don't assume that everyone everywhere speaks the same language as you.

MONEY EXCHANGE

Some countries rely heavily on cash based economies. It's a good idea to exchange some money before going on your vacation. I recommend exchanging \$50-100 in order to have some pocket money when you arrive to your destination. You can exchange more money once at your destination by using the local ATM's.

MAKE COPIES OF IMPORTANT DOCUMENTS

Your passport is your international ID. It's also the only document that will allow you to travel from one country to another. That being said, it is a good idea to make a photocopy of your passport and VISA and keep it separately from your actual passport, in case there's an incident where you happen to lose or it gets stolen.

INTERNATIONAL SIM CARD

Having an international SIM card for your phone will help you a lot in your travels. You can make phone calls, text and go online without any additional charges. Your cell phone needs to be unlocked before you are able to use one.

CREDIT CARDS

Most travelers carry credit cards when they travel. They are a secure way of paying for things, but one thing you need to be aware of is that your credit card company may charge you a fee for using them over-seas. The standard is 3% for every transaction, same goes for using ATM's. Also, let your bank and credit card company know that you are traveling so they do not block your card for "suspicious" activity.

KEEP AN OPEN MIND

Traveling is about experiencing new things (culture, food, customs, language.) A good rule is that nothing is weird, it's only different. Just because things are done a certain way where you are from. It doesn't mean that it's done the same everywhere. It's good to keep an open mind about different customs (taking off shoes inside.) Embrace the new things, you may learn something new about yourself that you didn't before.



ABOUT US

My name is Edgar Barba and I grew up in Santa Barbara. Like most people who grow up in paradise, I had no idea of the wonders and beauty outside our bubble. While I was in high school, I had the opportunity to go on a guided trip to the South Pacific. Going on that trip changed my life, by showing me that even though Santa Barbara/Goleta were the perfect places to live, we are but a small piece of a bigger, diverse, connected puzzle.

I have 17 years of travel experience in 44 countries across 6 continents. I decided to create Goodland Travel to help inspire our local youth in our community to venture out and experience the World with confidence. Although we know the 805 is amazing, travelling outside of it changed my life. Let me help you change yours.





ATHENS



CHANIA

ADVENTURE-


TURE




HERAKLION




RHODES




12 days of traveling Greece



Athens -> Rhodes ->
Heraklion -> Chania



Planned Activities and free days to
explore anywhere your heart desires



Be Present. Have Fun.

DAY
1

FLY

DAY
2

ATHENS

- * Check into hotel
- * Relax
- * Head to Plaka and have dinner

DAY
3

ATHENS

- * Morning tour of the [Acropolis](#)
- * Head to the shopping district of Monastiraki

ATHENS

KARYATIDES STATUES, ON THE
ACROPOLIS IN ATHENS, GREECE



DAY 4

RHODES

- *Time to leave the island of Crete and fly to the Greek island of Rhodes
- *Check into hotel
- *Explore local area

DAY 5

RHODES

- *Day Cruise to Symi & St. George Bay
- *3 hours at Symi Island
- *1 hour swim Saint George's Bay
- *Free evening

DAY 6

RHODES

- *Free Day
- *Optional: Day Cruise with BBQ lunch and unlimited drinks
- *Kallithea Spring (swimming & snorkeling)
- *Anthony Quinn Bay (Swimming)
- *Traganou Caves



RHODES

DAY 7

HERAKLION

- *Fly to the island of Heraklion
- *Check into hotel

DAY 8

HERAKLION

- *Time to leave the island of Crete and fly to the Greek island of Rhodes
- *Check into hotel
- *Explore local area

DAY 9

CHANIA

- *Shuttle to the other side of the island to the town of Chania
- *Check into hotel
- *Visit the Venetian style coastal town
- *Free evening



HERAKLION HARBOUR

HERAKLION

DAY 10

CHANIA

- *Day trip to Elafonisi Beach
- *Pink sand beach
- *Tapolia
- *Elos

DAY 11

ATHENS

- *Fly back to the mainland
- *Free day

DAY 12

FLY

- * Fly Home

ELAFONSI BEACH



DESTINATION

MAP TO HELP YOU VISUALIZE WHERE
WE WILL BE GOING TO VISIT



**ATHENS, GREECE - MONASTIRAKI
SQUARE AND ACROPOLIS**

SAFE TRAVELS

An aerial night photograph of Monastiraki Square in Athens, Greece. The square is a large, open public space filled with people, illuminated by warm streetlights and the glow of nearby buildings. In the background, the Acropolis hill is dramatically lit up, showing the silhouettes of ancient Greek temples against the dark sky. The surrounding urban landscape is a mix of traditional white-washed buildings with red-tiled roofs and more modern structures. A church with a prominent dome and a flag is visible in the lower-left foreground. The overall atmosphere is vibrant and historic.